

Pica-Ink[®]
Deep Hole Marker

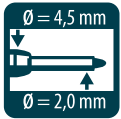


THE ORIGINAL

LONGLIFE 
the marker with "7 lives"!



Pica-Ink® Deep Hole Marker



PERMANENT



**Pica-Ink®
Deep Hole Marker**

World's first marker for deep holes
Often copied – never matched

Ideal for spots hard to reach

- Marks on almost all kinds of dry surfaces
- Permanent alcohol-based ink
- Instantly water and abrasion resistant
- Removable from glossy surfaces with alcohol or other usable solvents
- 3 times more marking capacity due to movable and self-adjusting telescopic tip: full use of 7 mm abrasion of the fiber nib, instead of 2 mm

NEW: Extra strong clip

- New quiver cap with reinforced clip for strong and permanent fixation on the trouser pocket: the requirement for perfect one-handed handling.
- Recap firmly after use



Pica-Ink

Deep Hole Marker

LONGLIFE 

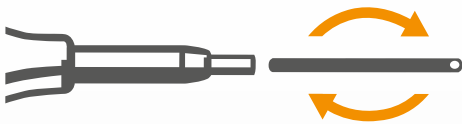
The marker with "7 lives"

In daily use of ink markers it might happen that an ink marker like the Pica-Ink runs out of marking, although there is still enough ink in the ink reservoir. Most possible causes are:

- The writing nib has dried out, because it remained too long uncapped
- The marking nib had contact with water or moisture
- The marking nib had contact with dirt
- The front end of the marking nib is damaged or spliced, as it had been used on too rough surfaces



The movable telescope tip makes several revivals possible – 7 times and more...

Nib wick can be twisted by 180° – the Pica-Ink is immediately ready for use. If the nib wick was spliced at the front end, it can be cut off (1-2 mm) before twisting by 180°. For this purpose, please use a very sharp blade, in order not to deform the fiber nib. The new fiber nib end can even be rounded with a fine sanding paper.



How to do step by step:

1. Move the thin telescopic steel tip back with pincers
2. Tear out the marking nib wick and turn through 180°
3. Insert the nib wick again and move the thin telescopic steel tip forward



Pica-Ink – the useful details make the difference

Compact displays – ideal on the counter or in the PICA COMPETENCE CENTER



150/20 Display Pica-Ink Deep Hole Marker

20 markers Pica-Ink: 10 black, 5 red, 5 blue, 10 info flyers in 4 languages



150/20/S Display Pica-Ink Deep Hole Marker, black

20 markers Pica-Ink black, 10 info flyers in 4 languages



66322 Mix Display Pica-Dry/Ink

10 markers Pica-Dry 3030
10 refill sets "Basic-Set" 4020
5 markers Pica-Ink black 150/46
3 markers Pica-Ink red 150/40
2 markers Pica-Ink blue 150/41



66325 Mix Display Pica-Dry/Ink

10 markers Pica-Dry 3030
10 refill sets "Graphite" 4030
5 markers Pica-Ink black 150/46
3 markers Pica-Ink red 150/40
2 markers Pica-Ink blue 150/41



150/40/SB Pica-Ink blister

1 marker Pica-Ink red on blister



150/41/SB Pica-Ink blister

1 marker Pica-Ink blue on blister



150/46/SB Pica-Ink blister

1 marker Pica-Ink black on blister

Pica-Ink Deep Hole Marker



Art.No.	Description	Color / Shape		Product EAN 4260056	Sales Unit 1 = MOQ		Sales Unit 2	
					Quantity	EAN 4260056	Quantity	EAN 4260056
150/40	Pica-Ink marker	●	Red	150036	10 markers	150104	400 markers	150173
150/41	Pica-Ink marker	●	Blue	150029	10 markers	150081	400 markers	150166
150/46	Pica-Ink marker	●	Black	150012	10 markers	150043	400 markers	150159
150/40/SB	Pica-Ink blister	●	Red	152764	10 blisters	154027	120 blisters	154058
150/41/SB	Pica-Ink blister	●	Blue	152771	10 blisters	154034	120 blisters	154065
150/46/SB	Pica-Ink blister	●	Black	151828	10 blisters	154010	120 blisters	154041
150/20	Display Pica-Ink	● ● ●	3 colors	-	1 display	150074	12 displays	150210
150/20/S	Display Pica-Ink	●	Black	-	1 display	150067	12 displays	151194
66322	Mix Display Pica-Dry/Ink	Color mix		-	1 display	157554	6 displays	157561
66325	Mix Display Pica-Dry/Ink	Color mix		-	1 display	157578	6 displays	157585